

# Who Gives a Hoot!



## Supplemental Activities Packet

This packet contains classroom activity suggestions and worksheets to reinforce concepts from the Playbook® story and to go beyond the story into the content areas of Language Arts, Math, Science, Social Studies, Art, Health, etc., as well as Character Development.

Activities range in age appropriateness and skill level so that teachers can choose activities that best suit their particular students. An Answer Key is provided on the last page.

### *Owl Pellet Dissection Activity*

An owl pellet dissection activity can be a great learning experience for your students. There are many sources for owl pellets, both natural and synthetic, which you may like to consider purchasing. Here is one such source: <http://www.pelletsinc.com/>

# Outdoor Camp Vocabulary List



**Directions:** Match the following vocabulary words from the story with their definitions. Write the letter of the correct word (shown in the Word Bank) next to its definition.

- |            |             |              |                |             |
|------------|-------------|--------------|----------------|-------------|
| A. blaring | B. relocate | C. ridicule  | D. scheme      | E. ignorant |
| F. trudge  | G. devious  | H. carnivore | I. territorial | J. dissect  |

1. \_\_\_\_\_ to make fun of
2. \_\_\_\_\_ an animal that eats only meat
3. \_\_\_\_\_ protective of ones home or property
4. \_\_\_\_\_ to move away
5. \_\_\_\_\_ to plan
6. \_\_\_\_\_ unaware
7. \_\_\_\_\_ to cut apart for scientific learning
8. \_\_\_\_\_ a loud noise
9. \_\_\_\_\_ crafty
10. \_\_\_\_\_ walk heavily



# Camp Math

**Directions:** Solve the math problems below and help Sarah, Emily, Ethan, and Jason solve some camp mysteries!

**For problems 1-4, find the difference.**

1. 
$$\begin{array}{r} \frac{2}{7} \\ - \frac{1}{7} \\ \hline \end{array}$$

\_\_\_\_\_

2. 
$$\begin{array}{r} \frac{5}{6} \\ - \frac{3}{6} \\ \hline \end{array}$$

\_\_\_\_\_

3. 
$$\begin{array}{r} \frac{6}{8} \\ - \frac{3}{8} \\ \hline \end{array}$$

\_\_\_\_\_

4. 
$$\begin{array}{r} \frac{6}{9} \\ - \frac{5}{9} \\ \hline \end{array}$$

\_\_\_\_\_

**For questions 5-6, solve the word problem.**

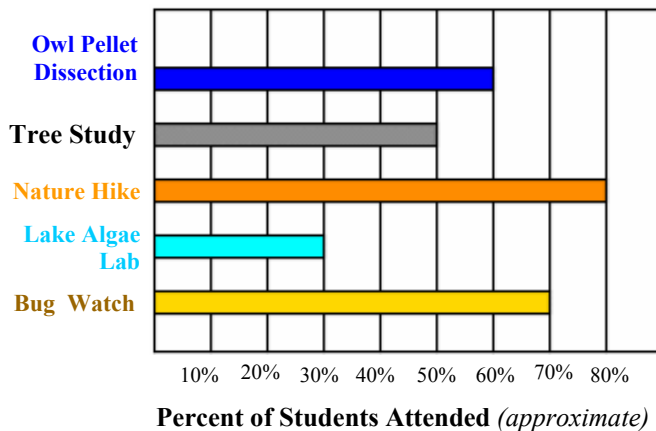
5. There are 6 rows of bunk beds in each cabin. There are 3 bunk beds in each row and each bunk bed sleeps 2 people. If there are 7 empty bed spaces in Sarah's cabin, and there are 32 students staying in Jason's cabin, whose cabin has more students?

\_\_\_\_\_

6. Students at Nature Watch Camp are dissecting the owl pellet containing a mouse skeleton. They each guess how many bones are in a mouse's body, and Jason's guess is 198 bones. Ethan's guess is equal to about 82% of the actual number of bones in a mouse skeleton. In fact, a mouse skeleton has about 230 bones. Whose guess is closer?

\_\_\_\_\_

**For questions 7-10, use the graph below, showing what percent of students in Sarah's cabin attended each activity at Nature Watch Camp. Assume there are 32 students in Sarah's cabin. Round your answers to the whole number.**



7. How many students went to the Owl Pellet Dissection? \_\_\_\_\_

8. How many more students went to the Bug Watch than the Tree Study? \_\_\_\_\_

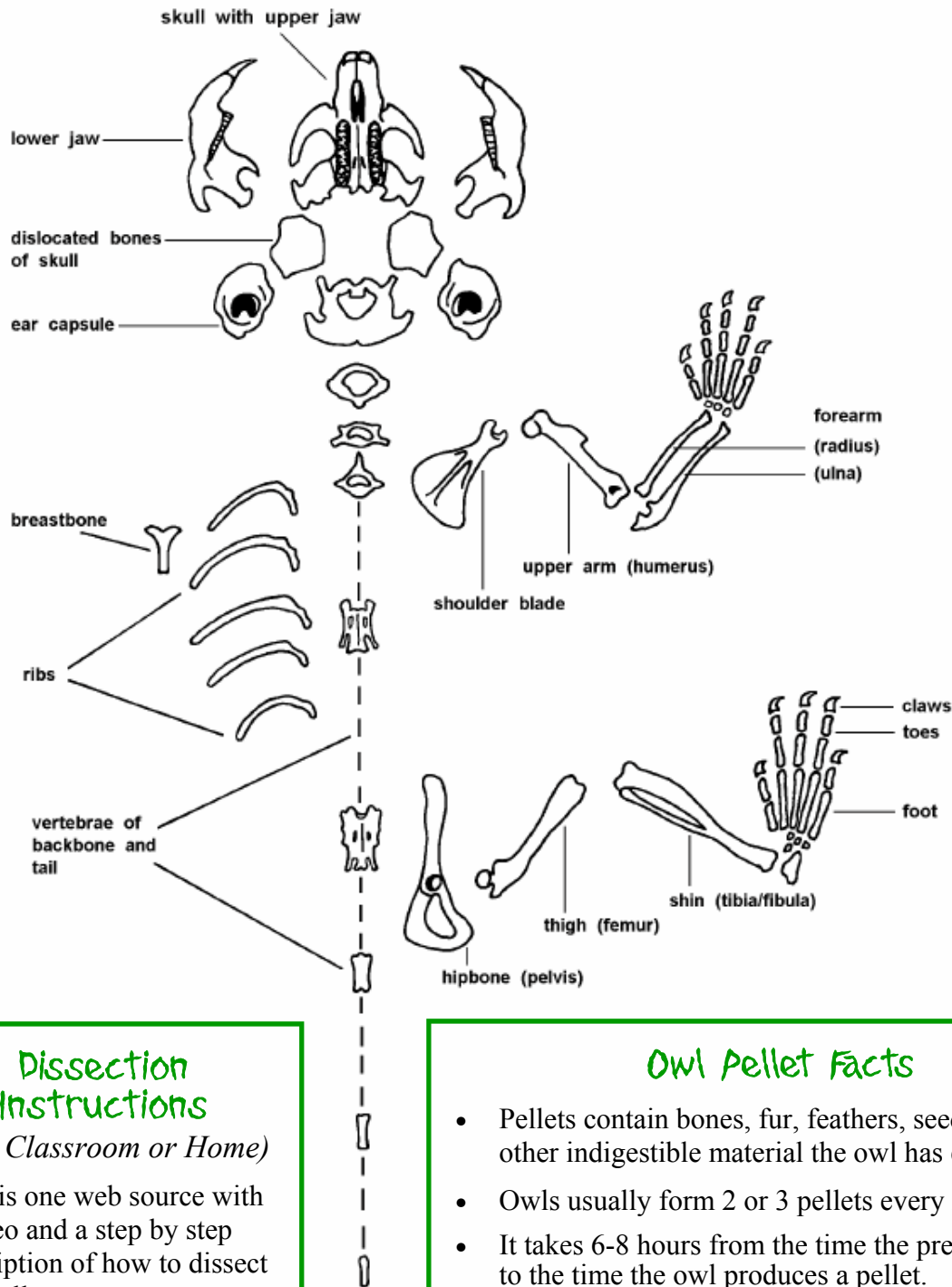
9. How many students in the cabin did **not** go on the nature hike? \_\_\_\_\_

10. How many students from Sarah's cabin attended the least popular activity? \_\_\_\_\_

\_\_\_\_\_

# All About Owl Pellets

**Directions:** Below is a diagram showing the main bones in a small rodent skeleton (a vole) that you may be able to find inside an owl pellet. If your class dissects owl pellets, use the pictures to help you identify the contents.



## Dissection Instructions


*(For Classroom or Home)*

Here is one web source with a video and a step by step description of how to dissect owl pellets.

[www.hometrainingtools.com/owl-pellet-dissection-project/a/1244/](http://www.hometrainingtools.com/owl-pellet-dissection-project/a/1244/)

## Owl Pellet Facts

- Pellets contain bones, fur, feathers, seed pods, and other indigestible material the owl has eaten.
- Owls usually form 2 or 3 pellets every 24 hours.
- It takes 6-8 hours from the time the prey was eaten to the time the owl produces a pellet.
- Studying owl pellets gives us information on owl hunting schedules, what they eat, how much they eat, and the location of different types of small animal prey.



# Why Owls Give a Hoot (and other awesome owl facts)

**Hooting:** What comes to mind when you think of owls? One thing owls are known for is the sound they make—a hoot. As you read in the story, owls hoot **to let other owls know they are there, communicate with them, and often, to warn them to stay away from their territory.** This gives them their own area in which to hunt. The sound of an owl's hoot is usually affected by its size. Most of the time, the larger an owl is, the deeper its hoot will be. So keep that in mind if you're lucky enough to be able to see (or hear) these animals in their natural habitat! You might not know that not all owls actually hoot. Different types of owls can actually make a variety of calls, some of which you can listen to here: <http://www.owlpages.com/sounds.php>

**Eyesight:** Another unique feature of owls is their excellent eye sight. Many scientists believe that owls can see better than any other kind of bird in the dark. Their eyes are very large in comparison to their heads. **Owl eyes are three times better than human eyes at using available light to see.** However, owls cannot move their eyeballs to look around. Instead, they must turn their entire heads! To help with this, they can turn their heads almost completely around to see behind themselves. **In order to do this, they have very flexible necks made of 14 small separate bones!**

**Flying:** Owls are very powerful flyers because their wings are large in comparison to their bodies. In addition, like all birds, owls have a unique lightweight bone structure that contains a lot of air space but still provides strength.

**Directions:** Use the Internet to research a specific type of owl. Write a one page report on a separate sheet of paper. Include unique features of the type of owl you picked, the sound of its call, what it typically eats, and what parts of the world it is found in. Below are several types of owls to help get you started! You may pick one from the list or choose a different type that you find yourself.

**Barn Owl**

**Flammulated Owl**

**Great Gray Owl**

**Elf Owl**

**Long Eared Owl**

**Snowy Owl**

**Spotted Owl**

# Outdoor Adventures



**Directions:** Answer the questions below about the story, *Who Gives a Hoot!*, using complete sentences.

1. Why does Sarah think that Ethan and Jason took her diary key?

---

---

2. At the beginning of the story, Sarah is afraid of going to camp. By the end of camp, how does she feel and why have her feelings changed?

---

---

---

---

3. In the story, Emily is far more interested in clothes and fashion than in nature. Does she gain any new interests while at camp? Explain why or why not.

---

---

---

---

4. How was Emily inspired to solve the mystery of the missing key? What led to her idea about checking for the contents of owl pellets? Describe what you think was her thought process.

---

---

---

---

---

5. How do you think Mr. Acorn is able to tell what kind of animal was eaten by the owl by looking at the owl pellet?

---

---

---

# Answer Key

## Who Gives a Hoot!



### Outdoor Camp Vocabulary List

1. C
2. H
3. I
4. B
5. D
6. E
7. J
8. A
9. G
10. F

### Camp Math

1.  $1/7$
2.  $1/3$
3.  $3/8$
4.  $1/9$
5. Jason's cabin
6. Jason's guess
7. 19 students
8. 6 more students
9. 6 students
10. 10 students

### Outdoor Adventures *(Answers may vary.)*

1. Sarah thinks the boys took her diary key because the previous day, she had threatened to write about them in it after they teased the girls.
2. At the end of camp, Sarah ends up having a fun time. There are several reasons for this, including being able to write in the diary her mother gave her, making friends with Emily, and being interested in the fascinating things the kids learn.
3. At the end of the story Emily still does not like camping, but she did give nature a chance and actually had some fun when she dedicated herself to solving the mystery of the missing key for her new friend, Sarah.
4. When Sarah accused the boys of taking her key, they said, "Who gives a hoot!" which brought up her memory of the previous day's study of owl pellets. She then decided to go on a hike to see if an animal that took Sarah's key was eaten by an owl and left evidence with an owl pellet.
5. According to the story, he is an expert. More specifically, he is able to tell by looking at the size and shape of the bones, and most likely, the skull is the most easily identifiable as a mouse.